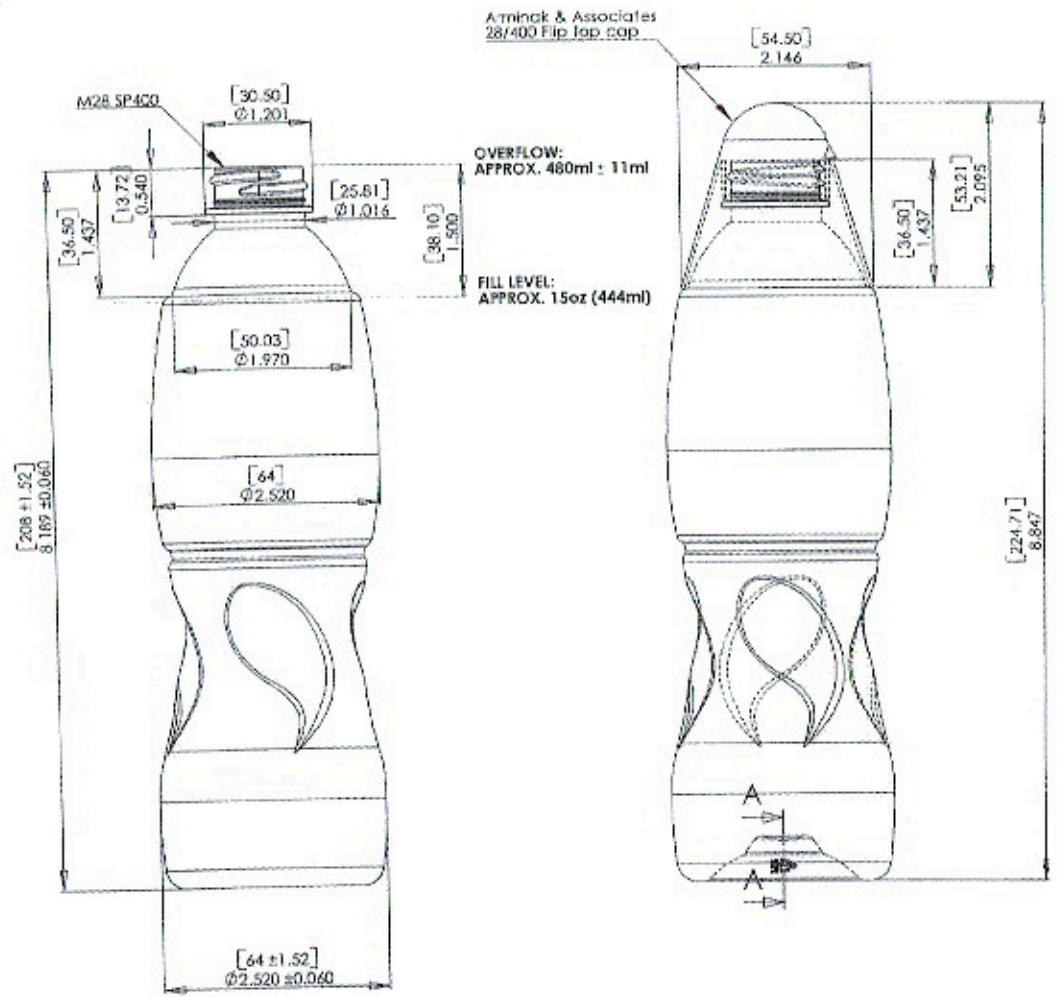
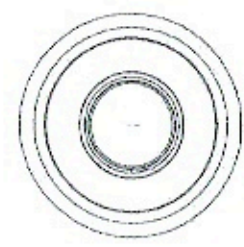



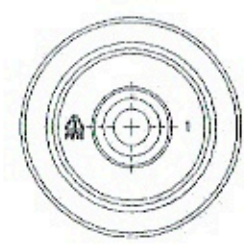
T	27.25 ± 0.13 [1.075 ± 0.025]
T	21.74 [856]
E	24.98 [984]
H	11.76 [463]
VH	13.72 ± 0.25 [540 ± 0.010]
Support Ledge Diameter	30.60 [1.200]



VIEW FROM THE TOP



VIEW FROM THE BOTTOM



LABLES DEVELOPED BY SOURCE		DATE	REV
CONSUMER CARE SERVICES	DEVELOPER	07/2006	01
TECHNICAL SERVICES	ENGINEER	07/2006	01
PRODUCTION SERVICES	DESIGNER		
PRODUCTION SERVICES	APPROVER		
PRODUCTION SERVICES	DATE		
PRODUCTION SERVICES	SCALE		
PRODUCTION SERVICES	PROJECT		
PRODUCTION SERVICES	REVISION		
PRODUCTION SERVICES	REVISION		

15oz BCM TWIST

SEE DWG. NO. PL-0123-06
SCALE: 1:1 WEIGHT: 16.0g SHEET 1 OF 1